

THE LYMM HOTEL

WARRINGTON



SITUATED IN THE HISTORIC VILLAGE OF LYMM, IN THE HEART OF THE CHESHIRE COUNTRYSIDE, THE ENCHANTING LYMM HOTEL IS WITHIN EASY DISTANCE OF MANCHESTER, LIVERPOOL AND CHESTER – AND A GREAT BASE FOR EXPLORING NEAR OR FAR.

CONFERENCES AND EVENTS

A choice of five business suites provides the flexibility for events ranging from a small board meeting to a large reception or banquet. A full range of audio-visual equipment is available in every suite. The main suite is also fully air-conditioned.

CAR PARKING: 100 complimentary

ACCOMMODATION

Offering 62 individually styled and spacious bedrooms. Executive rooms feature individual design, large desk space, and fruit and wine on arrival.

DINING AND ENTERTAINMENT

The Bridgewater Restaurant offers a fantastic choice of traditional and international dishes using only the freshest, and wherever possible, local ingredients. The menu is complemented by an extensive choice of wines and malt whiskies. The Barbrazz Brasserie offers an excellent informal alternative, perfect for light bites and drinks.

RECREATION AND LEISURE

A full range of corporate activities are available either on-site or within the local area including: laser clay shooting, golf, archery, cycling, quad biking, fly-fishing and off-road driving.

FOR YOUR INTEREST

- Trafford Shopping Centre
- Museum of Science & Industry
- Manchester United Football Club
- The Lowry Centre
- Durham Massey House & Park
- Blue Planet Aquarium
- Chester City Centre & Zoo
- Albert Docks, Liverpool
- Knowsley Safari
- Snowdonia & North Wales
- The Peak District
- Imperial War Museum North
- Tatton Park & Gardens

HOW TO GET THERE

Rail: Warrington Bank Quay 6 miles

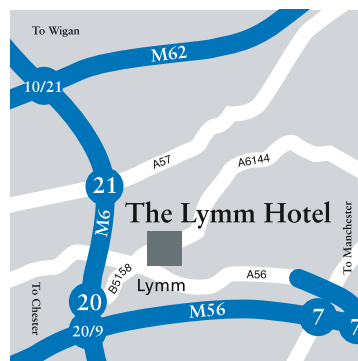
Air: Manchester Airport 11 miles

Liverpool Airport 20 miles

Road: M56 & M6 1.5 miles

For directions please visit

www.MacdonaldHotels.co.uk/Lymm



CONFERENCE DIRECT
0845 604 4242

Whitbarrow Road
Lymm
Warrington
Cheshire WA13 9AQ
T 0844 879 9047
F 01925 756 035
E events.lymm@macdonald-hotels.co.uk

LAKES &
THE NORTH

THE LYMM HOTEL

WARRINGTON

KEY



DOUBLE
POWER SOCKET



SINGLE
POWER SOCKET



TV AERIAL
SOCKET



ISDN SOCKET



SMART BOARD



TELEPHONE SOCKET



MOVEABLE PARTITION



VIDEO SCREEN



TEMP/AIRCON
CONTROL



PA SYSTEM
SOCKET



LIGHT
SWITCH/DIMMER



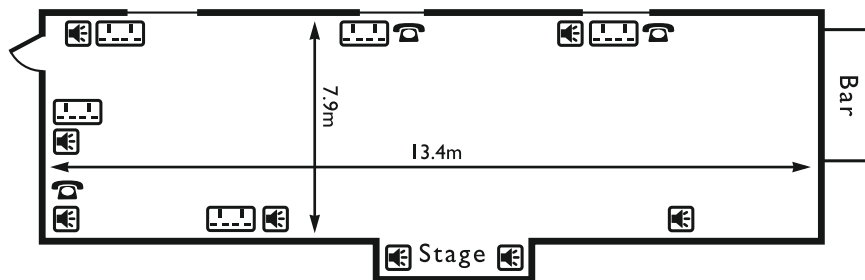
ADSL SOCKET



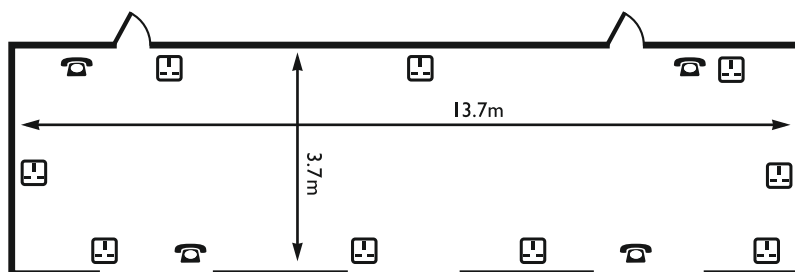
FAX SOCKET



WIRELESS BROADBAND



CHESHIRE ROOM



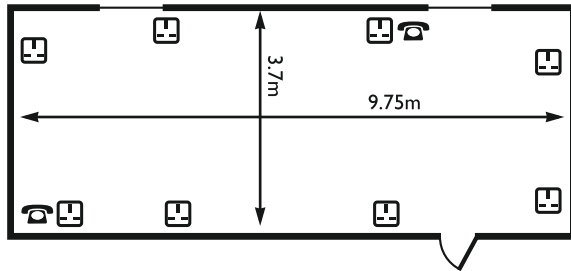
WEAVER ROOM

	ROOM CAPACITIES								ROOM DIMENSIONS		DOOR DIMENSIONS				
	THEATRE - FP	THEATRE - RP	BOARDROOM	CABARET - FP	CABARET - RP	CLASSROOM	U-SHAPE	BANQUET	LENGTH (m)	WIDTH (m)	HEIGHT (m)	WIDTH (m)	NATURAL LIGHT	AIR CON.	FLOOR NO.
Cheshire Suite	120	60	50	60	50	60	40	110	13.4	7.9	2.05	1.05	✓	✓	G
Weaver Room	40	-	30	30	-	20	15	30	13.7	3.7	2	0.78	✓		G
Lymm Room	30	-	20	20	-	14	10	20	9.75	3.7	2	0.78	✓		G
Ridgeway Room	30	-	20	20	-	14	-	20	9.75	3.7	2	0.78	✓		G
Club Room	10	-	10	-	-	4	-	14	4.5	4.1	2	1.63	✓		G

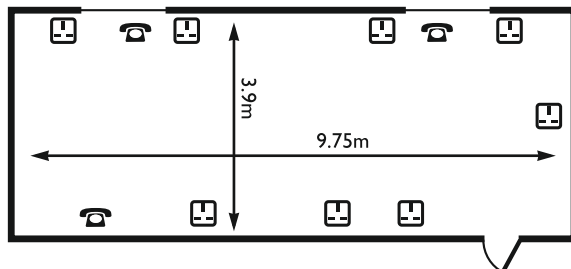
FP = Front projection RP = Rear projection LG = Lower ground G = Ground 1 = First 2 = Second 3 = Third 4 = Fourth

THE LYMM HOTEL

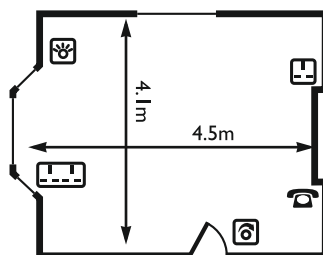
WARRINGTON



LYMM ROOM



RIDGEWAY ROOM



CLUB ROOM

KEY

